

# VISTA CHARTER ACADEMY

Annual Report 2015-2016



**BAY MILLS**  
COMMUNITY COLLEGE  
CHARTER SCHOOLS OFFICE

## **NOTICE:**

The information in this report separately and collectively is a basis for the performance review of public charter schools authorized by Bay Mills Community College Authorizing Body. The Bay Mills Community College Charter School Office reserves the sole authority to interpret the information in this report and elsewhere in its oversight of public charter schools authorized by Bay Mills Community College Authorizing Body.

# TABLE OF CONTENTS

**Academics**.....3

    BMCC Charter Schools Office Academy Board Academics Report 2015-2016.....4

**Governance**.....7

    BMCC Charter Schools Office Academy Board Governance Report 2015-2016.....8

**Compliance**.....9

    BMCC Charter Schools Office Academy Board Compliance Report 2015-2016.....10

# Academics

Prepared by:

Katherine Tassier

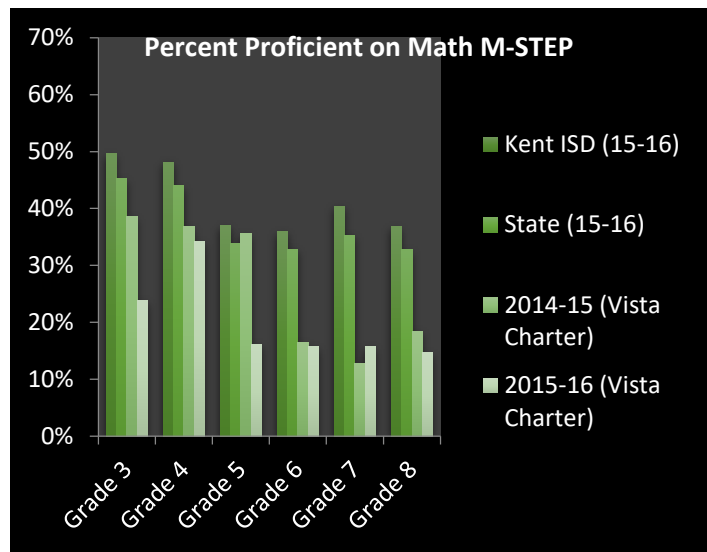
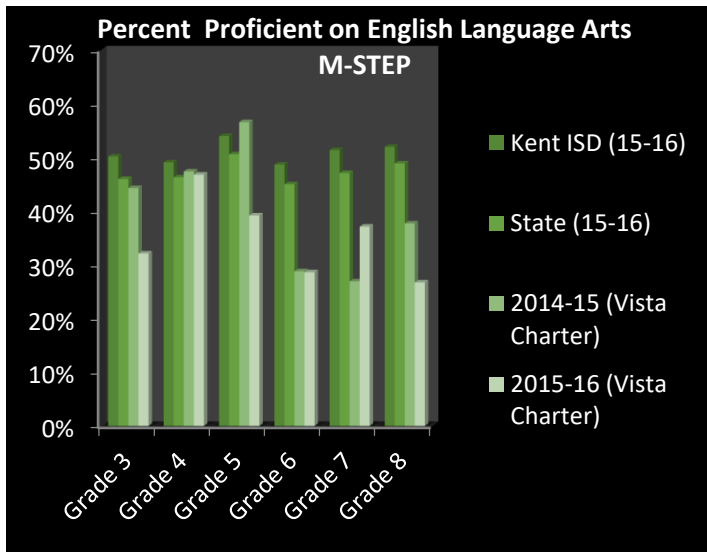
Curriculum Specialist

**Percent of Students Proficient on English Language Arts M-STEP**

	Kent ISD (15-16)	State (15-16)	2014-15 (Vista Charter)	2015-16 (Vista Charter)
Grade 3	50.20%	46.00%	44.30%	32.10%
Grade 4	49.10%	46.30%	47.40%	46.80%
Grade 5	54.00%	50.60%	56.60%	39.20%
Grade 6	48.70%	45.00%	28.80%	28.60%
Grade 7	51.40%	47.10%	26.90%	37.10%
Grade 8	52.00%	48.90%	37.70%	26.70%

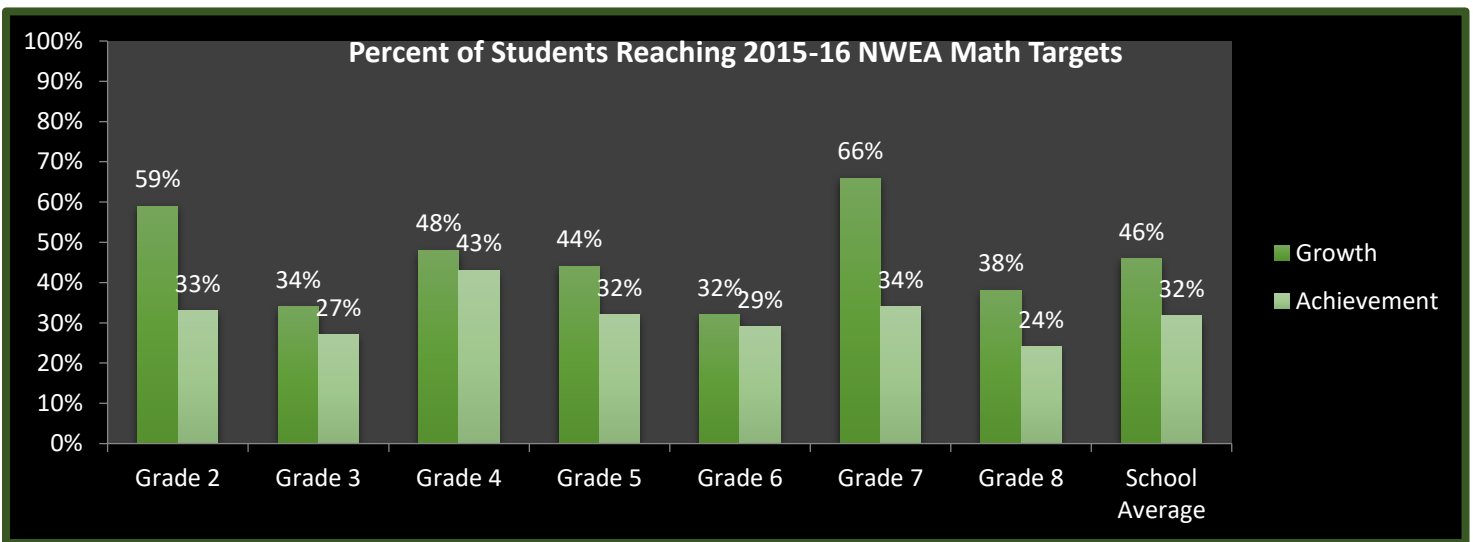
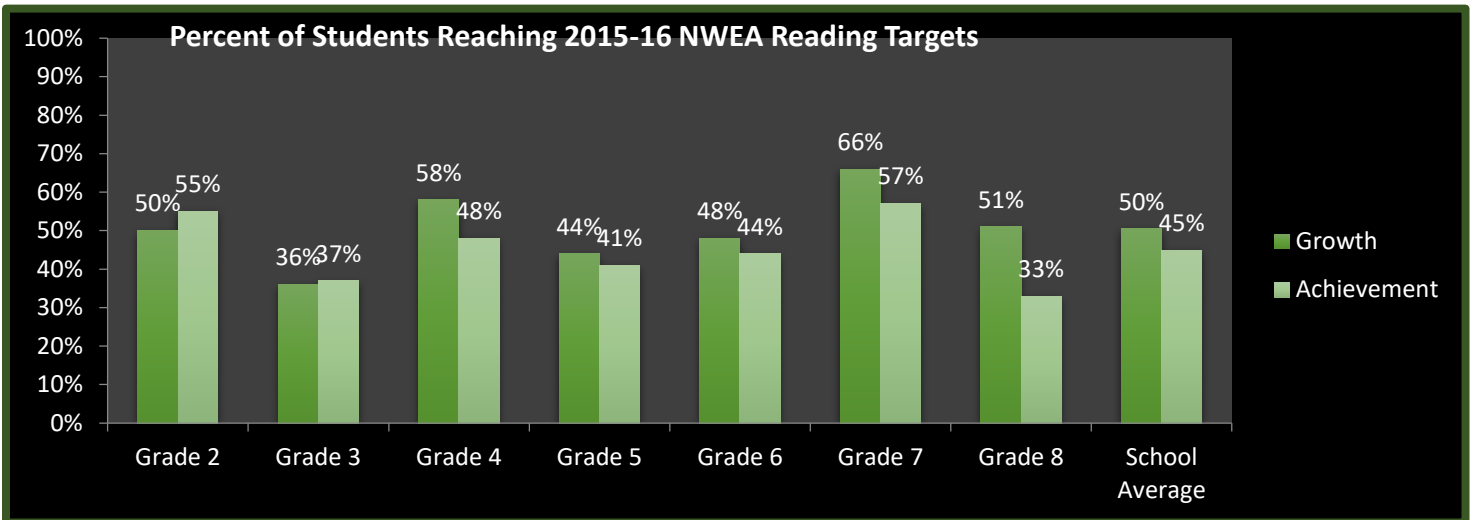
**Percent of Students Proficient on Math M-STEP**

	Kent ISD (15-16)	State (15-16)	2014-15 (Vista Charter)	2015-16 (Vista Charter)
Grade 3	49.60%	45.20%	38.60%	23.80%
Grade 4	48.10%	44.00%	36.80%	34.20%
Grade 5	36.90%	33.80%	35.50%	16.20%
Grade 6	35.90%	32.80%	16.40%	15.70%
Grade 7	40.40%	35.30%	12.80%	15.70%
Grade 8	36.80%	32.70%	18.40%	14.70%



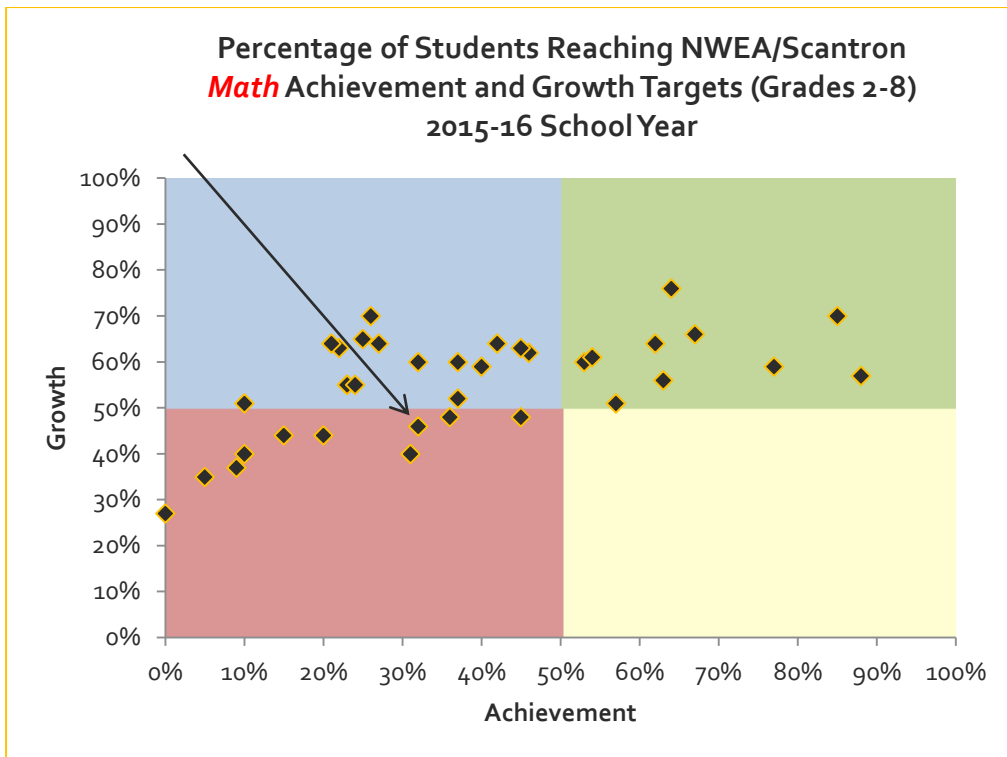
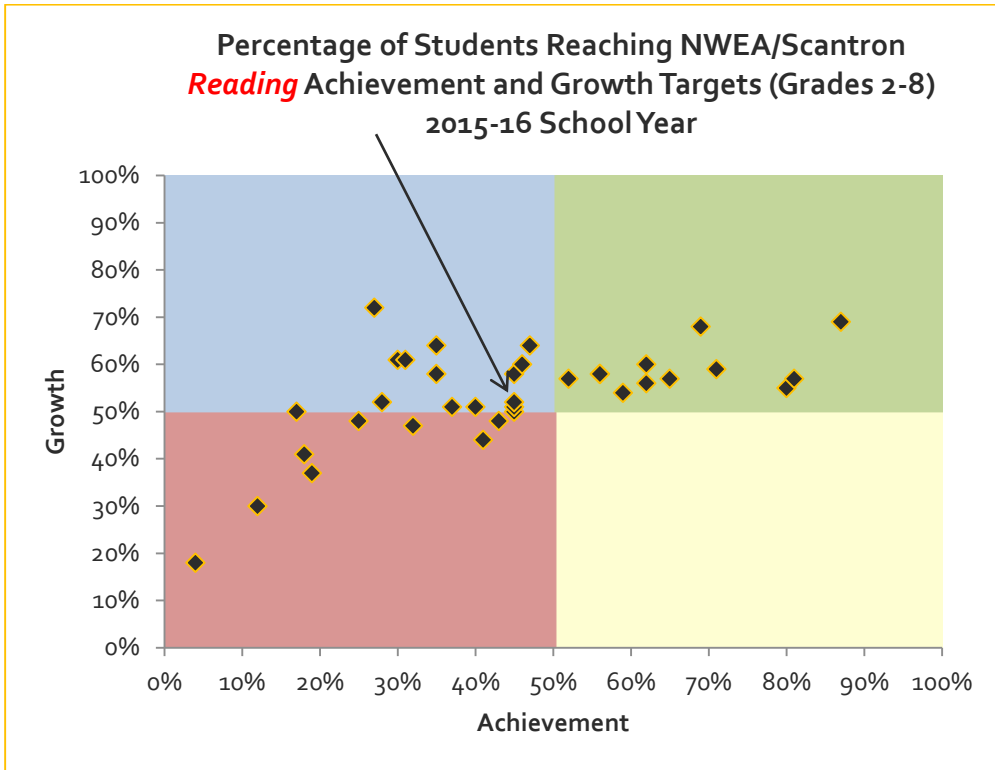
Comments: The data above illustrate Vista Charter Academy’s performance on the English Language Arts and Math portions of the 2015-16 Michigan Student Test of Educational Progress (M-STEP). The results are displayed in both table and chart form and provide Vista Charter Academy 2015-16 data compared to the 2015-16 Kent ISD’s, the 2015-16 State’s, and the academy’s 2014-15 results. The data highlighted in green on the above tables indicates an increase in proficiency rates from 2014-15 to 2015-16. The data highlighted in red indicates a decrease.

Vista Charter Academy was ranked in the 58<sup>th</sup> percentile on the last published Top to Bottom List (for the 2013-14 school year). The academy was not on the recently released bottom 5<sup>th</sup> percentile group for 2014-15. Sometime later this fall the State will release the rankings based on the above 2015-16 testing data.



Comments: The data above illustrates Vista Charter Academy’s 2015-16 performance on the Reading and Math Northwest Evaluation Association’s Measure of Adequate Progress (NWEA/MAP). The charter contract measures school growth using this assessment, setting the goal of at least 50% of students reaching their growth targets. The graphs above show that students at Vista Charter Academy are, on average (“School Average”), meeting their reading growth targets. The students at Vista Charter Academy are not, on average, meeting their math growth targets. Students are also not meeting their math and reading grade-level achievement targets using this assessment.

Quadrant charts on the next page further illustrate the growth and achievement levels of the students at Vista Charter Academy. The markers on the charts represent the other schools that Bay Mills Community College charters. The quadrant illustrations can be used to compare Vista Charter Academy with other schools authorized by Bay Mills Community College.



# Governance

Prepared by:

Nancy Berkompas

Governance Specialist



Academy	Address	EMO	Field Rep
Vista Charter Academy	Grand Rapids, MI	NHA	Tim Morris Les Albert

Board Members	Start of Term	Expiration of Term
Cynthia Huizenga President	6/11/2004	6/30/2018
LeRoy Stegink Treasurer	3/25/2009	6/30/2017
Monica Sparks VP	4/9/2010	6/30/2018
Tiffany Burks	7/1/2015	6/30/2017

Category	Rank	Comments
<b>Academics:</b>		
Is the Board addressing academic performance?	1	

<b>Finance:</b>		
Is the Board addressing financial sustainability?	1	

<b>Compliance:</b>		
Is the Board in compliance with the charter and federal and state law?	1	

<b>Board Behavior:</b>		
Is the Board conducting itself in a business-like manner?	1	

<b>Board Training:</b>			
Was the Academy represented during the fiscal year 2015-2016?	Unfortunately, Board members were unable to attend some of the following listed Board trainings	11/9/2015	Y
		2/8/2016	N
		5/19/2016	N

**Rubric Rankings:**

1. The board is operating in a satisfactory manner in this area.
2. The board needs corrective action in this area.
3. The board is developing problematic behavior in this area.
4. The board actions need a complete review by BMCC.

Thank you for serving the Children of Michigan.

**We cannot always build the future for our youth, but we can build our youth for the future. ~Franklin Delano Roosevelt**

# Compliance

Prepared by:

Erin Forrester

Compliance Coordinator

# Vista Charter Academy

July 1, 2015 – June 30, 2016

## Contract Term

July 1, 2012 – June 30, 2020

## Academy Board of Directors

Term Expiration	Board Member	Seat	Educator/Parent	Notes
6/30/2016	Mario I. Alfaro	4	Parent	
6/30/2017	LeRoy Stegink	2	Educator	
6/30/2017	Tiffany A. Burks	5		
6/30/2018	Cynthia Huizenga	1		
6/30/2018	Monica Sparks	3	Parent	

## Epicenter Compliance Statistics July 1, 2014 – June 30, 2015

Rating	Entity	Entity Type	Past Due	% On Time	% Accuracy	Past Due Total
★★★	Vista Charter Academy	Board		100% (43 of 43)	97% (43 of 44)	
★★★	Vista Charter Academy	School		100% (54 of 54)	98% (54 of 55)	

## Epicenter Compliance Statistics July 1, 2015 – June 30, 2016

Rating	Entity	Entity Type	Past Due	% On Time	% Accuracy	Past Due Total
★★★	Vista Charter Academy	Board		100% (36 of 36)	100% (36 of 36)	
★★★	Vista Charter Academy	School		96% (47 of 49)	98% (49 of 50)	