

ACADEMY OF WARREN

Annual Report 2015-2016



BAY MILLS
COMMUNITY COLLEGE
CHARTER SCHOOLS OFFICE

NOTICE:

The information in this report separately and collectively is a basis for the performance review of public charter schools authorized by Bay Mills Community College Authorizing Body. The Bay Mills Community College Charter School Office reserves the sole authority to interpret the information in this report and elsewhere in its oversight of public charter schools authorized by Bay Mills Community College Authorizing Body.

TABLE OF CONTENTS

Academics.....3

 BMCC Charter Schools Academy Board Academics Report 2015-2016.....4

Governance.....7

 BMCC Charter Schools Office Academy Board Governance Report 2015-2016.....8

Compliance.....9

 BMCC Charter Schools Office Academy Board Compliance Report 2015-2016.....10

Academics

Prepared by:

Katherine Tassier

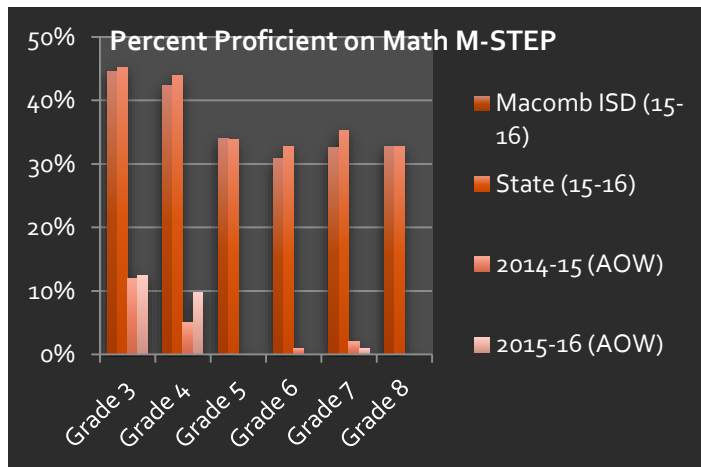
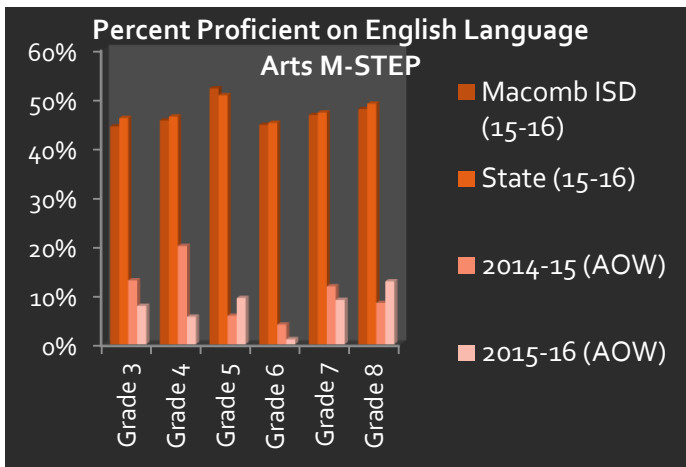
Curriculum Specialist

Percent of Students Proficient on English Language Arts M-STEP

	Macomb ISD (15-16)	State (15-16)	2014-15 (AOW)	2015-16 (AOW)
Grade 3	44.30%	46.00%	13.00%	7.80%
Grade 4	45.50%	46.30%	20%	5.60%
Grade 5	52%	50.60%	5.80%	9.40%
Grade 6	44.60%	45%	4%	1%
Grade 7	46.60%	47.10%	11.80%	9%
Grade 8	47.80%	48.90%	8.40%	12.80%

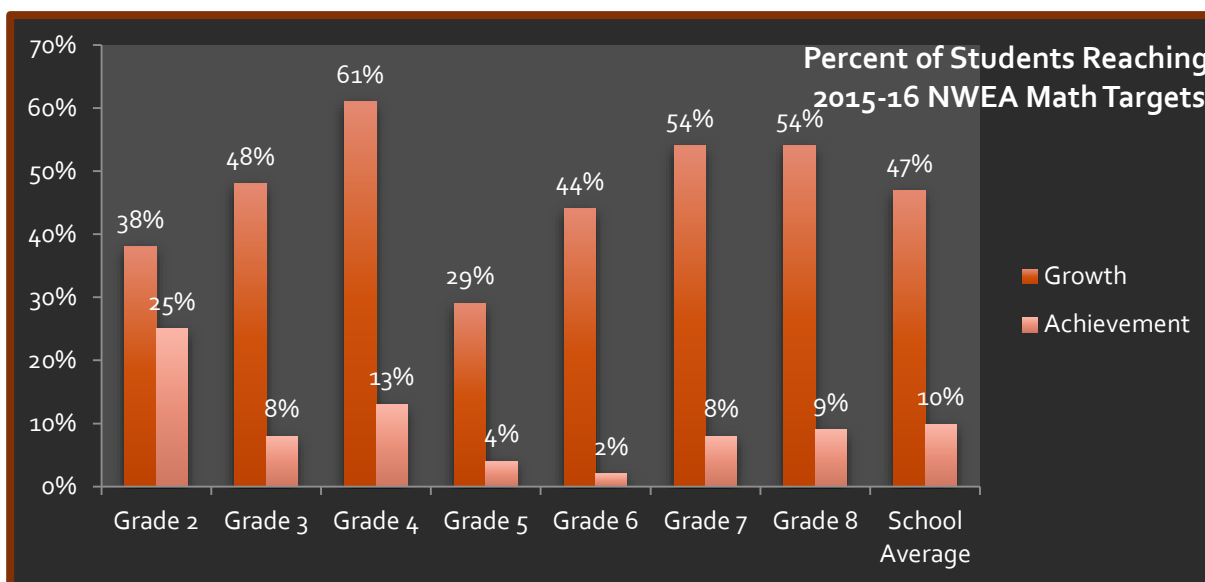
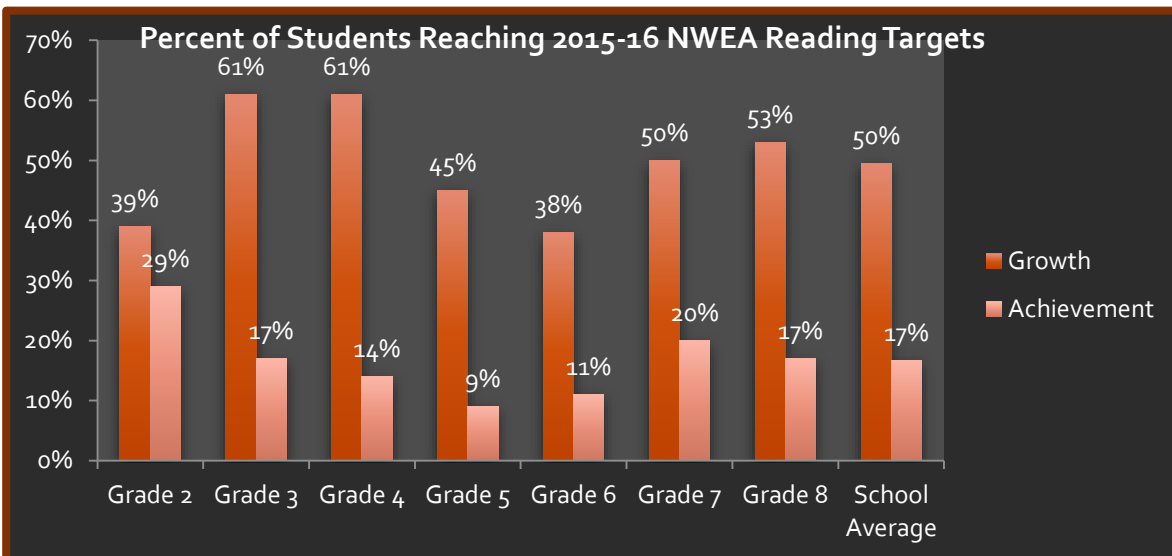
Percent of Students Proficient on Math M-STEP

	Macomb ISD	State	2014-15 (AOW)	2015-16 (AOW)
Grade 3	44.60%	45.20%	11.90%	12.50%
Grade 4	42.40%	44%	5%	9.70%
Grade 5	34%	33.80%	0%	0%
Grade 6	30.80%	32.80%	1%	0%
Grade 7	32.60%	35.30%	2%	1%
Grade 8	32.80%	32.70%	0%	0%



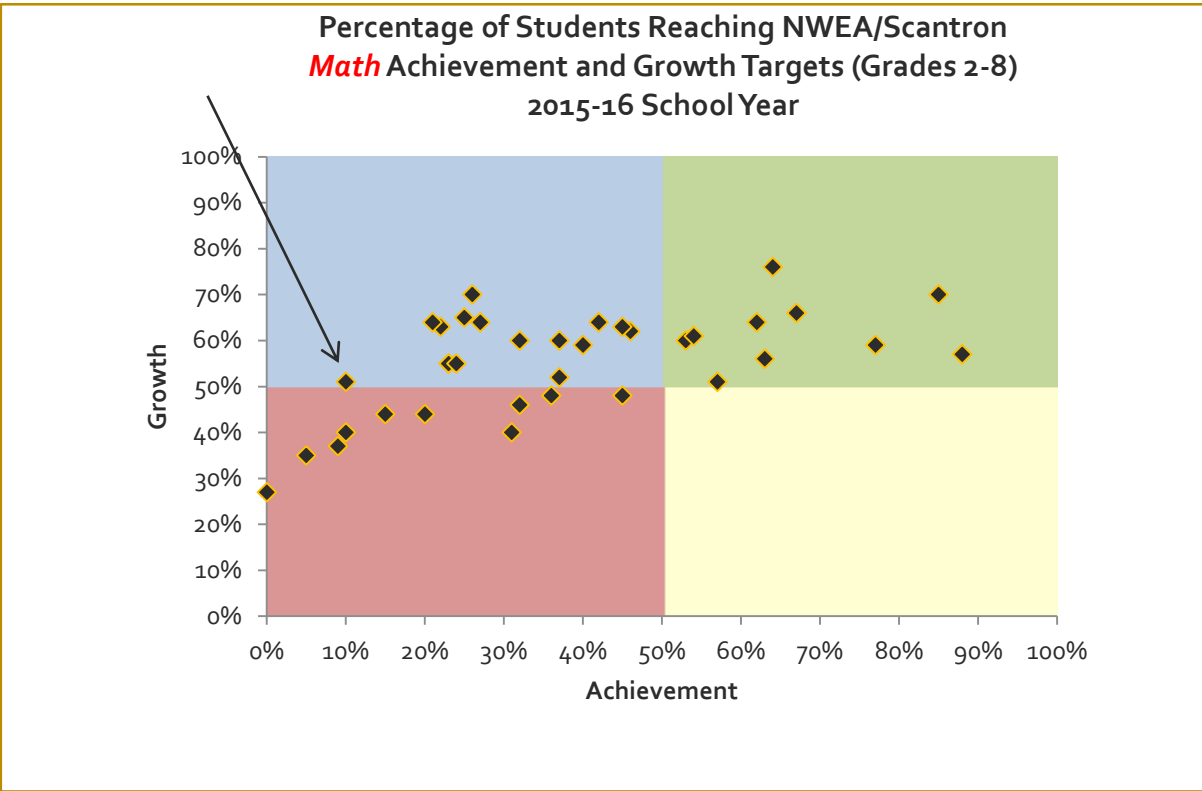
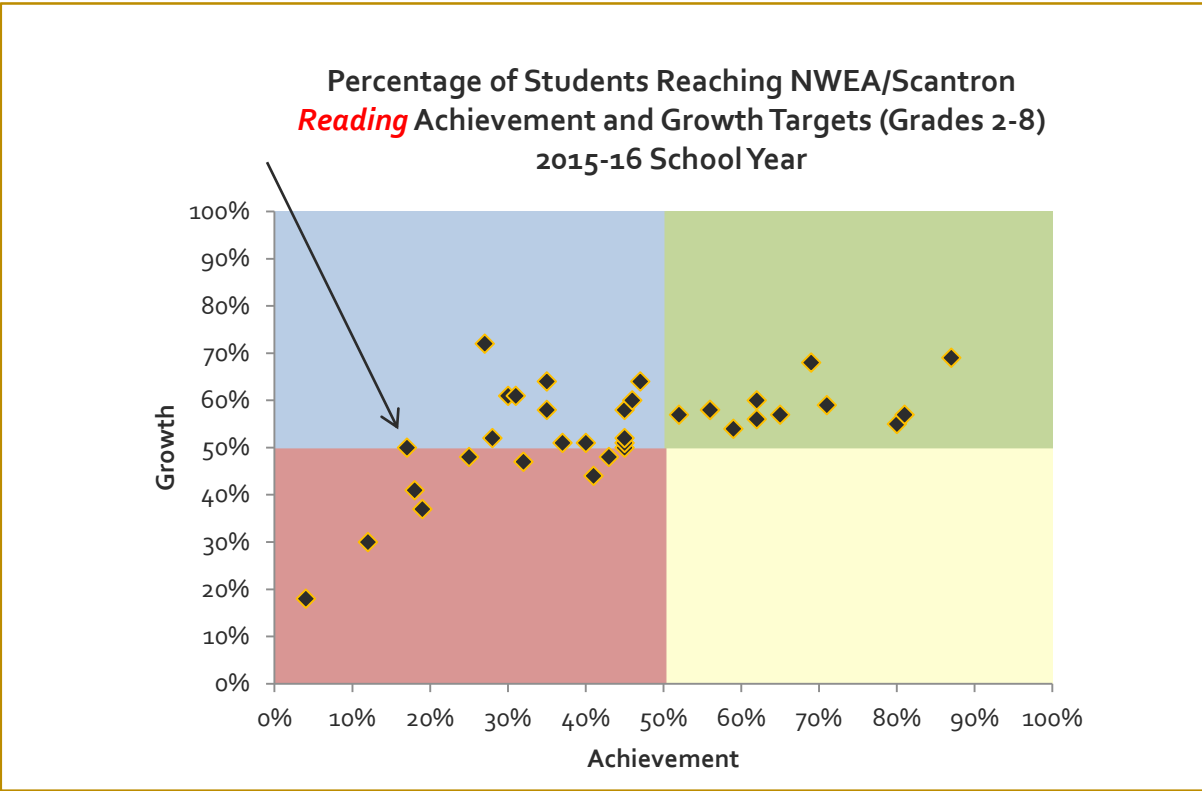
Comments: The data above illustrates the Academy of Warren’s performance on the English Language Arts and Math portions of the 2015-16 Michigan Student Test of Educational Progress (M-STEP). The results are displayed in both table and chart form and provide the Academy of Warren’s 2015-16 data compared to the 2015-16 Macomb ISD’s, the 2015-16 State’s, and the academy’s 2014-15 results.

The Academy of Warren’s recent designation as a “Priority School” is a direct result of the 2014-15 scores. These scores put the Academy of Warren in the bottom 5th percentile group on the State’s Top to Bottom Ranking. Of particular concern, therefore, is the data highlighted in red, as it indicates that on the 2015-16 test students performed at an even lower level than the previous year. The 2015-16 Top to Bottom list will be published sometime later this fall.



Comments: The data above illustrates the Academy of Warren’s 2015-16 performance on the Reading and Math Northwest Evaluation Association’s Measure of Adequate Progress (NWEA/MAP). The charter contract measures school growth using this assessment, setting the goal of at least 50% of students reaching their growth targets. The graphs above show that students at the Academy of Warren are, on average (“School Average”), meeting their reading growth targets using this assessment. Grade-level achievement scores and math growth scores are below the standard in both reading and math.

On the next page, the quadrant charts further illustrate the difference between the growth and achievement levels of the students at the Academy of Warren. The markers on the charts represent the other schools that Bay Mills Community College charters. The quadrant illustrations can also be used to compare the Academy of Warren with other schools authorized by Bay Mills Community College.



Governance

Prepared by:

Nancy Berkompas

Governance Specialist

Academy	Address	EMO	Field Rep
Academy of Warren	Warren, MI	CS Partners	Pat Victor

Board Members	Start of Term	Expiration of Term
Leonard Jenkins	7/1/2014	6/30/2017
Loujacie Sanders-Walker VP	3/18/2016	6/30/2017
Todd Rathbun Treasurer	7/1/2012	6/30/2018
John K. Mulligan President	4/7/2015	6/30/2019
Kelly Solaka	4/2/2015	6/30/2016 term expired

Category	Rank	Comments
Academics: Is the Board addressing academic performance?	1	

Finance: Is the Board addressing financial sustainability?	1	
--	---	--

Compliance: Is the Board in compliance with the charter and federal and state law?	1	
--	---	--

Board Behavior: Is the Board conducting itself in a business-like manner?	1	
---	---	--

Board Training:			
Was the Academy represented during the fiscal year 2015-2016?	Board members were able to attend the following listed Board trainings	11/9/2015	Y
		2/8/2016	Y
		5/19/2016	Y

Rubric Rankings:

1. The board is operating in a satisfactory manner in this area.
2. The board needs corrective action in this area.
3. The board is developing problematic behavior in this area.
4. The board actions need a complete review by BMCC.

Thank you for serving the Children of Michigan.

We cannot always build the future for our youth, but we can build our youth for the future. ~Franklin Delano Roosevelt

Compliance

Prepared by:

Erin Forrester

Compliance Coordinator

Academy of Warren

July 1, 2015 – June 30, 2016

Contract Term

July 1, 2013 – June 30, 2017

Academy Board of Directors

Term Expiration	Board Member	Seat	Educator/Parent	Notes
6/30/2016	John K. Mulligan	4		The Board needs a parent representative
6/30/2016	Kelly L. Solaka	5		
6/30/2017	Leonard Jenkins	1		
6/30/2017	Loujacie Sanders-Walker	2	Educator	
6/30/2018	Todd Rathbun	3		

Epicenter Compliance Statistics July 1, 2014 – June 30, 2015

Rating	Entity	Entity Type	Past Due	% On Time	% Accuracy	Past Due Total
★★★★	Academy of Warren	Board		95% (39 of 41)	100% (41 of 41)	
★★★★	Academy of Warren	School		98% (53 of 54)	96% (54 of 56)	

Epicenter Compliance Statistics July 1, 2015 – June 30, 2016

Rating	Entity	Entity Type	Past Due	% On Time	% Accuracy	Past Due Total
★★★★	Academy of Warren	Board		96% (43 of 45)	98% (45 of 46)	
★★★★	Academy of Warren	School		98% (50 of 51)	96% (51 of 53)	